



Presentation to Capital Market Committee (CMC)

Bola Onadele. Koko
Chief Executive Officer
FMDQ Group PLC

August 18, 2022



FMDQ Group PLC

3.

FMDQ Securities Exchange Limited

5.

FMDQ Clear Limited

8.

FMDQ Depository Limited

10.

Outline



FMDQ Group PLC

3.

FMDQ Securities Exchange Limited

5.

FMDQ Clear Limited

8.

FMDQ Depository Limited

10.

Debt Capital Markets Development Project

Debt Capital Markets Development Project 2025

Ongoing repositioning of the Debt Capital Markets Development Project's vision, mission and objectives to align with Securities and Exchange Commission (SEC)'s Capital Market Masterplan timeline of 2025

Housing Finance

- Presented the National Housing Strategy Blueprint to the Minister of Works & Housing for his review and endorsement

Sustainable Finance

- The Implementing Parties to the Nigerian Green Bond Market Development Programme (NGBMDP) renewed their Cooperation Agreement to drive the growth of the green, blue, and social bonds market in Nigeria
- The NGBMDP launched an Impact Report on the Nigerian Green Bond Market. The Impact Report documents the activities of the NGBMDP since its inception in 2018 and provides insights into the challenges and opportunities in the Nigerian Green Bond Market

Vision

To become a world class, properly functioning debt capital market by 2025

Strategic Objectives

Product/Investor
Diversification

Operational
Efficiency

Increased
Market Size

Enabling
Environment

Outline



FMDQ Group PLC

3.

FMDQ Securities Exchange Limited

5.

FMDQ Clear Limited

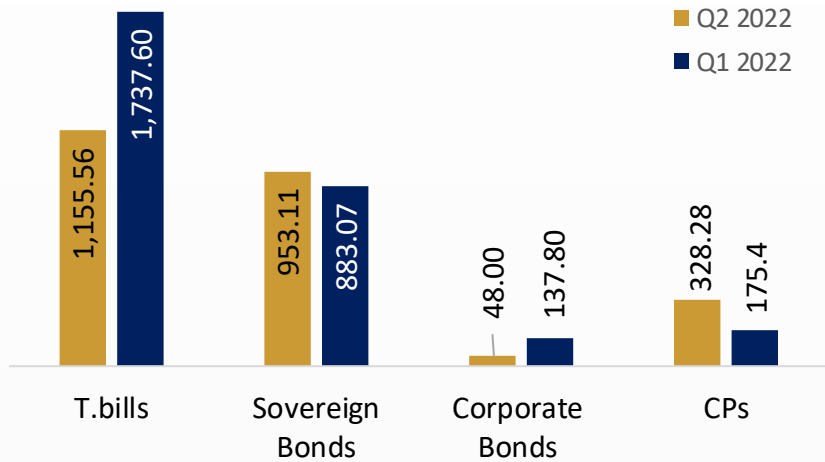
8.

FMDQ Depository Limited

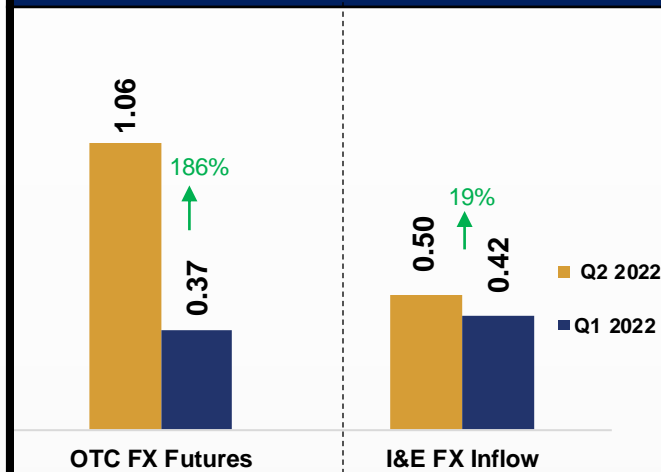
10.

Market Statistics

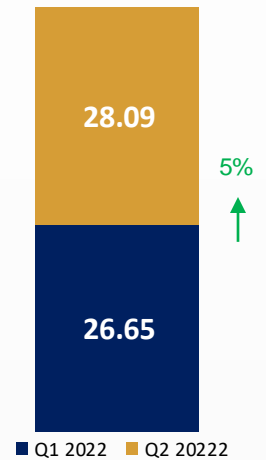
Securities Admissions | ₦'bn



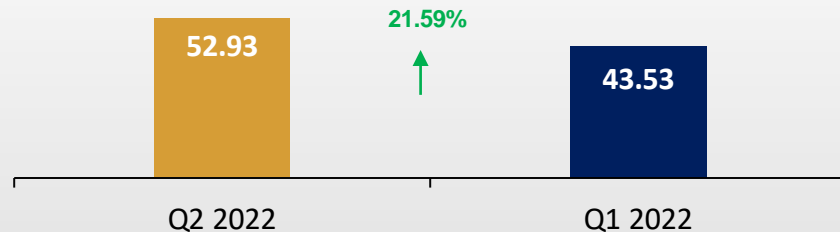
OTC FX Futures and I&E FX Window Inflow | \$'bn



DCM Outstanding Value | ₦'trn



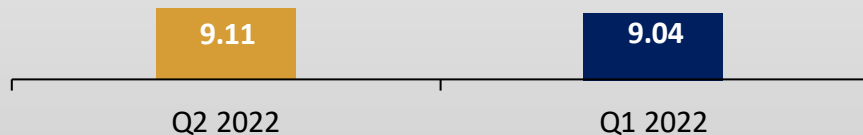
Market Turnover | ₦'trn



FGN Savings Bond Issuances | ₦'mm

Tenor	Q2 2022	Q1 2022
2-Year	1,631.41	944.44
3-Year	2,488.13	2,393.83
Total	4,119.54	3,338.27

S&P FGN Bond Index YTD | (%)



S&P FGN Bond Index Level



Key Market Development Initiatives

S/N	Initiative	RAG Status/ Target Go-Live Date	Phase
1.	Bilateral Repo with Collateral Management Project	H2 2022	<ul style="list-style-type: none"> Pre-launch Activities (Final System Testing and Onboarding) Stakeholder Engagements <div style="border: 1px dashed black; padding: 5px; margin-top: 10px;"> Completion Level 90% </div>
2.	FMDQ Derivatives Market Development Project	H2 2022	Phase II & III <ul style="list-style-type: none"> Pre-launch Activities (Members' Onboarding, Regulatory Approvals and Final System Tests) Stakeholder Education and Sensitisation <div style="border: 1px dashed black; padding: 5px; margin-top: 10px;"> Completion Level 80% </div>

Note: RAG Status

Work-in-Progress

Outline



FMDQ Group PLC

3.

FMDQ Securities Exchange Limited

5.

FMDQ Clear Limited

8.

FMDQ Depository Limited

10.

FMDQ Clear Limited – Clearing Activities

FMDQ Clear Limited continued to provide clearing services for the Naira-Settled OTC FX Futures product whilst gearing efforts towards the activation of Central Counterparty (“CCP”) services for the Exchange-Traded Derivatives Market.

Clearing Statistics

₦22.47trn

(\$60.79bn)
worth of contracts

Cleared

as at Jul. 22, 2022



FMDQ

Open Contracts

₦1.72trn

(\$3.90bn)
worth of contracts

Open

as at Jul. 22, 2022



FMDQ

Impact

0%

- **ZERO** unsettled contracts

Activation of CCP Services Update



Stakeholder Engagement

- Received CBN no-objection for DMBs to participate as Clearing Members
- Review of received Clearing Member applications is ongoing
- Active engagements maintained with prospective Clearing Members
- Clearing Members' registration with the SEC is ongoing



System

- Operationalisation of the relevant Clearing System configuration is being finalised with UATs ongoing



People

- Technical capacity of staff and stakeholders are being developed while the Subject Matter Expert continued to provide support and knowledge transfer



Documentation

- Finalisation of all requisite documentations, i.e. frameworks and policies that guide the provision of CCP services are ongoing

Outline



FMDQ Group PLC

3.

FMDQ Securities Exchange Limited

5.

FMDQ Clear Limited

8.

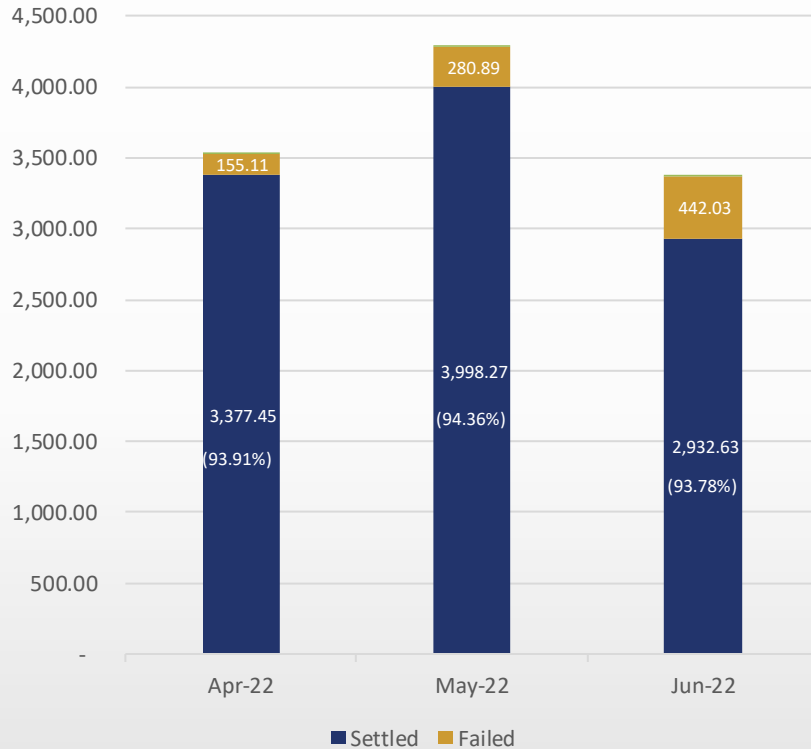
FMDQ Depository Limited

10.

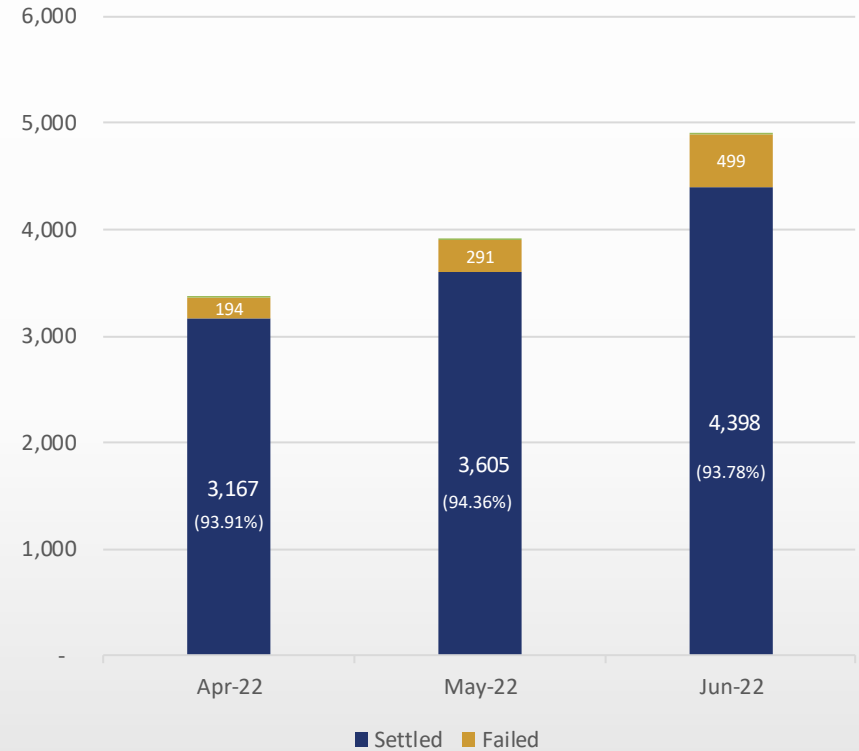
Sovereign Securities Trade Settlement Summary



Sovereign Securities Trade Settlement: Value (₦'bn)



Sovereign Securities Trade Settlement: Volume



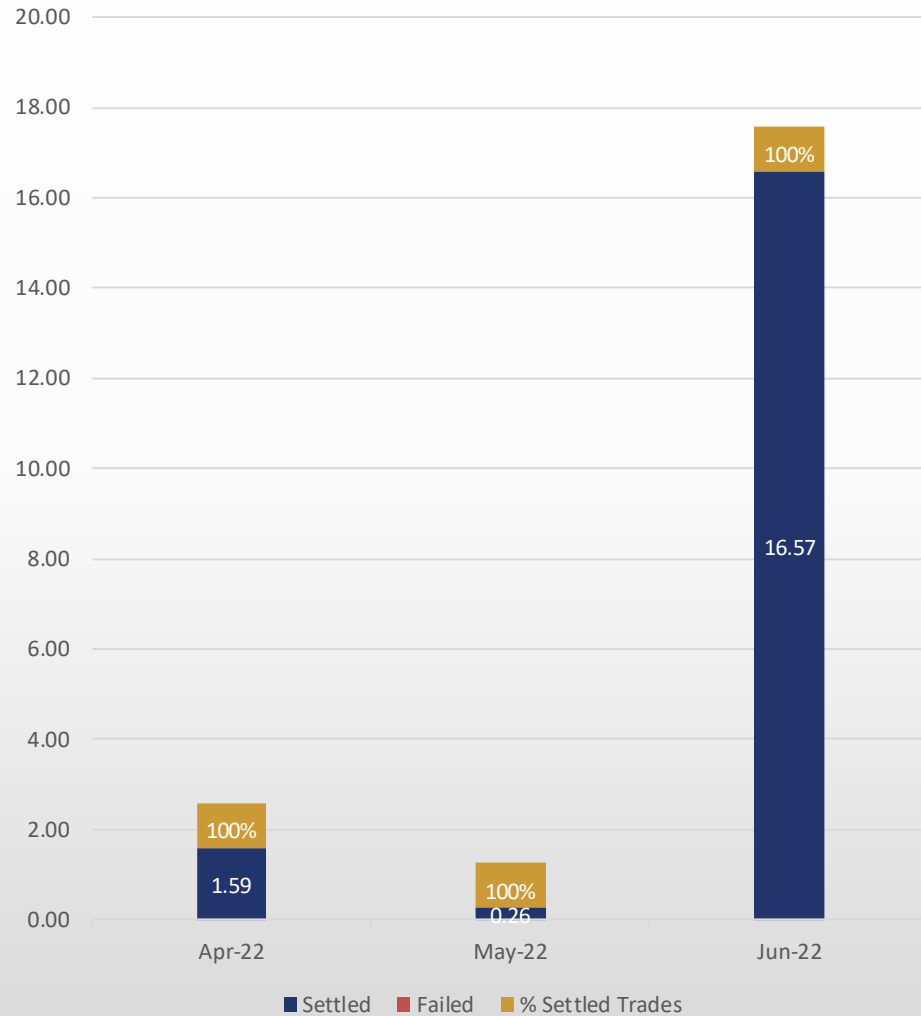
Analytics

- Successful trade settlement for the period averaged 91.98%

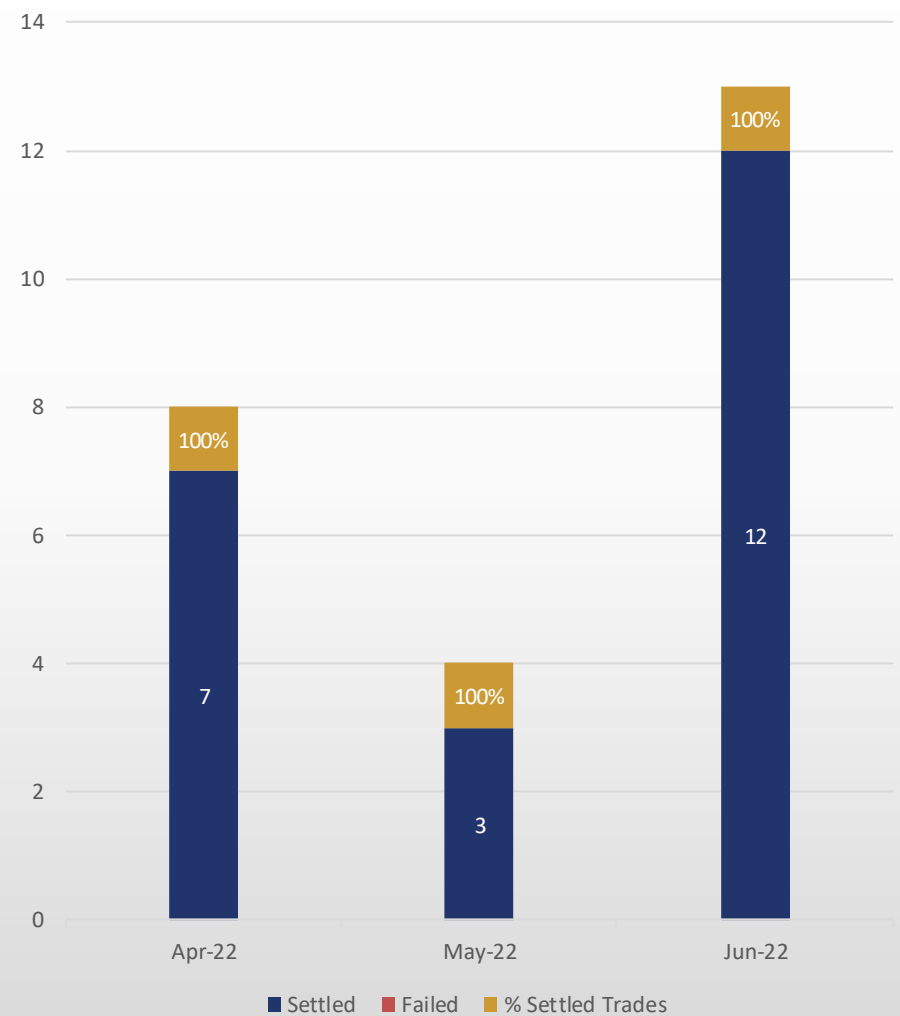
Non-Sovereign Securities Trade Settlement Summary



Non-Sovereign Securities Trade Settlement: Value (₹'mm)



Transaction Volume



Note: Report is as at June 30, 2022



FMDQ GROUP

- EXCHANGE
- CENTRAL COUNTERPARTY
- DEPOSITORY
- PRIVATE MARKETS

**Thank you
for your attention!**

